

## WIOA Area 16 April 2026 Expenditures - Full allocations

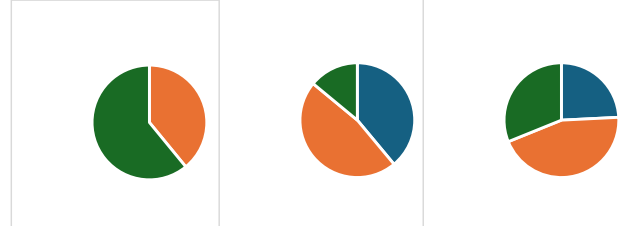
### Belmont

	Adult	DW	Youth
Available to spend	312,224.65	402,848.40	292,625.89
<b>Spent</b>	<b>(171,753.98)</b>	<b>(199,682.54)</b>	<b>(157,326.45)</b>
Remaining-broken out below:	140,470.67	203,165.86	135,299.44
Must Spend by 6/30/26		72,491.86	
Must Spend by 6/30/27	140,470.67	130,674.00	135,299.44
	55%	50%	54%



### Carroll

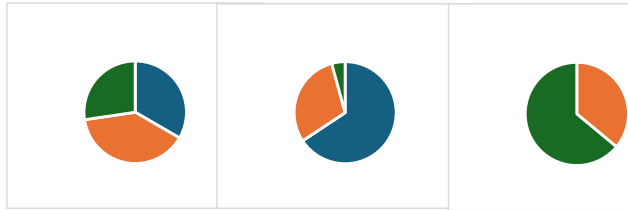
	Adult	DW	Youth
Available to spend	133,236.09	68,262.00	126,122.86
<b>Spent</b>	<b>(81,192.87)</b>	<b>(9,561.72)</b>	<b>(39,252.57)</b>
Remaining-broken out below:	52,043.22	58,700.28	86,870.29
Must Spend by 6/30/26		26,588.28	30,537.29
Must Spend by 6/30/27	52,043.22	32,112.00	56,333.00
	61%	14%	31%



We must replace the blue with green by 6/30/26; then the green will use the orange for the remainder.

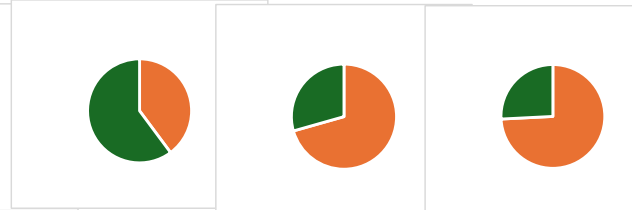
### Harrison

	Adult	DW	Youth
Available to spend	105,872.37	61,893.84	92,622.71
<b>Spent</b>	<b>(28,932.83)</b>	<b>(2,627.84)</b>	<b>(59,259.38)</b>
Remaining-broken out below:	76,939.54	59,266.00	33,363.33
Must Spend by 6/30/26	35,317.54	40,664.00	
Must Spend by 6/30/27	41,622.00	18,602.00	33,363.33
	27%	4%	64%



### Jefferson

	Adult	DW	Youth
Available to spend	360,257.17	458,740.09	271,290.41
<b>Spent</b>	<b>(216,765.68)</b>	<b>(134,826.62)</b>	<b>(70,005.02)</b>
Remaining-broken out below:	143,491.49	323,913.47	201,285.39
Must Spend by 6/30/26			
Must Spend by 6/30/27	143,491.49	323,913.47	201,285.39
	60%	29%	26%



Total Formula, from above	Adult	DW	Youth	Admin	
Available to spend	911,590.28	991,744.33	782,661.87	277,170.93	
<b>Spent</b>	<b>(498,645.36)</b>	<b>(346,698.72)</b>	<b>(325,843.42)</b>	<b>(178,498.55)</b>	
Remaining-broken out below:	412,944.92	645,045.61	456,818.45	98,672.38	
Must Spend by 6/30/26	35,317.54	139,744.14	30,537.29		
Must Spend by 6/30/27	377,627.38	505,301.47	426,281.16	98,672.38	
% Spent overall	55%	35%	42%	64%	
<b>Other Grants:</b>			Apprenticeship	RESEA	Area Total
			Must match 50%; spend by 12/31/25		
Available to spend			42,500.00	106,551.51	3,112,218.92
<b>Spent</b>		FINAL reimbursement>	(7,768.70)	(83,746.46)	-1,441,201.21
Remaining-broken out below:		Not used/expired	34,731.30	22,805.05	1,671,017.71
% Spent overall			18%	79%	46%

Notes: Allocations to approve,

Summer 2026 None yet